

General Decision Number: NC080055 10/23/2009 NC55

Superseded General Decision Number: NC20070055

State: North Carolina

Construction Type: Building

County: Craven County in North Carolina.

BUILDING CONSTRUCTION PROJECTS (does not include single family homes and apartments up to and including 4 stories)

Modification Number Publication Date

0	02/08/2008
1	03/07/2008
2	06/06/2008
3	01/30/2009
4	02/13/2009
5	02/20/2009
6	07/24/2009
7	10/23/2009

BOIL0030-001 01/01/2009

	Rates	Fringes
Boilermaker.....	\$ 27.63	13.96

Welder:

Pressure welder: \$.75 per hour additional.

SUNC2000-002 03/21/2000

	Rates	Fringes
Carpenter _(includes drywall hanging).\$	9.82	
Cement mason/concrete finisher.....\$	9.75	
Electrician.....\$	10.18	
Laborer, general.....\$	7.25	
Painter, brush.....\$	10.00	
Pipefitter _(includes HVAC piping).....\$	13.50	.93
Plumber _(does not include HVAC piping).....\$	11.75	.66

Power equipment operators:
 _Backhoe operator.....\$ 10.54

Sheet metal worker
 _(includes HVAC duct work)..\$ 11.56 .97

Truck driver.....\$ 7.88

WELDERS - Receive rate prescribed for craft performing operation to which welding is incidental.

=====

Unlisted classifications needed for work not included within the scope of the classifications listed may be added after award only as provided in the labor standards contract clauses (29CFR 5.5 (a) (1) (ii)).

In the listing above, the "SU" designation means that rates listed under the identifier do not reflect collectively bargained wage and fringe benefit rates. Other designations indicate unions whose rates have been determined to be prevailing.

WAGE DETERMINATION APPEALS PROCESS

1.) Has there been an initial decision in the matter? This can be:

- * an existing published wage determination
- * a survey underlying a wage determination
- * a Wage and Hour Division letter setting forth a position on a wage determination matter
- * a conformance (additional classification and rate) ruling

On survey related matters, initial contact, including requests for summaries of surveys, should be with the Wage and Hour Regional Office for the area in which the survey was conducted because those Regional Offices have responsibility for the Davis-Bacon survey program. If the response from this initial contact is not satisfactory, then the process described in 2.) and 3.) should be followed.

With regard to any other matter not yet ripe for the formal process described here, initial contact should be with the Branch of Construction Wage Determinations. Write to:

Branch of Construction Wage Determinations
 Wage and Hour Division
 U.S. Department of Labor
 200 Constitution Avenue, N.W.

Washington, DC 20210

2.) If the answer to the question in 1.) is yes, then an interested party (those affected by the action) can request review and reconsideration from the Wage and Hour Administrator (See 29 CFR Part 1.8 and 29 CFR Part 7). Write to:

Wage and Hour Administrator
U.S. Department of Labor
200 Constitution Avenue, N.W.
Washington, DC 20210

The request should be accompanied by a full statement of the interested party's position and by any information (wage payment data, project description, area practice material, etc.) that the requestor considers relevant to the issue.

3.) If the decision of the Administrator is not favorable, an interested party may appeal directly to the Administrative Review Board (formerly the Wage Appeals Board). Write to:

Administrative Review Board
U.S. Department of Labor
200 Constitution Avenue, N.W.
Washington, DC 20210

4.) All decisions by the Administrative Review Board are final.

=====
=====

END OF GENERAL DECISION

**REPLACE P-50 PUMP
BUILDINGS 1005
PROJECT NO. 5103102**

1. GENERAL REQUIREMENTS: The general intent of this project is to replace the P-50 (serial 1721) wet well pump.

2. WORK INCLUDES: Providing all labor, supervision, tools, materials and transportation needed for the completion of the scope of work.

3. LOCATION: All work performed will be aboard the Marine Corps Air Station at Cherry Point, North Carolina, building 1005 (Industrial Waste Treatment Plant)

4. SCOPE OF WORK: All work performed shall be as outlined, denoted and intended in this scope of work.

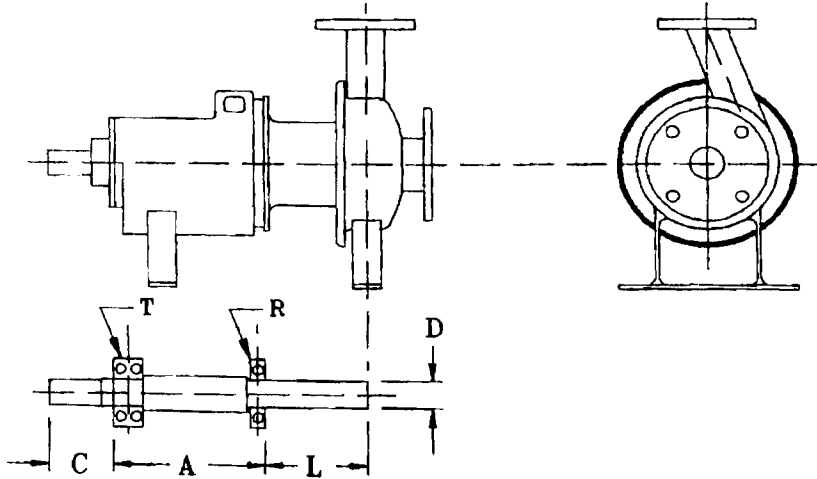
Replace the existing system with a new pump/motor matching the existing, it is a 15 HP, flex coupled, self-priming, corrosion resistant (316 SS) series 5000 (6 x (4) x 4 fl) centrifugal pump, (#P-50) serial number 1721. (See enclosure 2, spec sheets)

5. TERMS OF CONTRACT: The contractor is responsible for an on-site visit to inspect the work areas and to understand fully the scope of work. All work performed shall be during the hours of 0700-1600, Monday through Friday. Any work performed outside of these periods must be, pre-approved by the Contracting Officer.

6. JOB EXECUTION: The contractor shall coordinate thru the Contracting Officer to minimize the impact on the tenant's schedules. The demolition practice and installation shall conform to all industry standards and applications, i.e. all North Carolina Building Codes and Statutes, NEC and other OSHA Safety standards as they apply to this project. All equipment and debris generated from this project becomes the property of the contractor. The contractor must remove all equipment and debris from the job site and MCAS Cherry Point and taken to a state certified landfill, at no expense to the government.

ENCLOSURE (1)

R.S. CORCORAN CO. A 7
ANSI B73.1 PUMP SPEC SHEET #001



GROUP	THRUST BEARING "T"	RADIAL BEARING "R"	"C"	BEARING SPAN "A"	OVERHANG "L"	L ³ / D ⁴
I	5306WG	306W	3.06	6.25	4.19	45.9
II	5309WG	309W	3.94	9.25	6.31	26.8
IIB*	5310WG	310W	3.94	9.25	6.31	20.3
III	5314WG	314W	6.09	13.03	8.50	15.8

*GROUP II HEAVY-DUTY OPTION w/ 1 7/8" SEAL SIZE (ALL SERIES)

PUMP SERIES	ANSI NO.	NOMINAL SIZE	BARE PUMP	MAX. DIA. SPHERE	IMPELLER EYE AREA (SQ IN)	IMPELLER DIA. MAX. / MIN.	SEAL SIZE
3000	AA05-1	1.5 x (1/2) 1 - 6	58 lbs	1/4	4.67	8.25 / 4.0	1 1/8
	AA-1	1.5 x 1 - 6	59	1/2	4.67	8.25 / 4.0	1 1/8
	AB-1	3 x 1.5 - 6	65	1/2	4.67	8.25 / 4.0	1 1/8
	A10-1	3 x 2 - 6	66	9/16	4.67	8.25 / 4.0	1 1/8
	A10-2	3 x 2 - 6	96	9/16	4.67	8.25 / 4.0	1 3/4
4000	AA05-1	1.5 x (1/2) 1 - 8	62	1/4	4.67	8.25 / 6.0	1 1/8
	AA-1	1.5 x 1 - 8	63	9/16	4.67	8.25 / 6.0	1 1/8
	AB-1	3 x 1.5 - 8	68	9/16	9.97	8.25 / 6.0	1 1/8
	A50-2	3 x 1.5 - 8	98	9/16	9.97	8.25 / 6.0	1 3/4
	A60-2	3 x 2 - 8	100	9/16	9.97	8.25 / 6.0	1 3/4
	A70-2	4 x 3 - 8	110	5/8	16.4	8.25 / 6.0	1 3/4
5000	AA05-2	2 x (1/2) 1 - 11	101	1/4	4.67	11.5 / 8.0	1 3/4
	A05-1	2 x 1 - 11	102	1/2	4.67	11.5 / 8.0	1 3/4
	A50-1	3 x 1.5 - 11	106	1/2	9.97	11.5 / 8.0	1 3/4
	A60-1	3 x 2 - 11	110	5/8	9.97	11.5 / 8.0	1 3/4
	A70-1	4 x 3 - 11	118	3/4	16.4	11.5 / 8.0	1 3/4
	A80-1	6 x 4 - 11	137	3/4	35.1	11.5 / 8.0	1 3/4
6000	AA05-2	2 x (1/2) 1 - 14	157	1/4	4.67	14.5 / 10.0	1 3/4
	A10-2	2 x 1 - 14	158	1/2	4.67	14.5 / 10.0	1 3/4
	A20-2	3 x 1.5 - 14	162	5/8	9.97	14.5 / 10.0	1 3/4
	A30-2	3 x 2 - 14	170	5/8	9.97	14.5 / 10.0	1 3/4
	A40-2	4 x 3 - 14	178	3/4	16.4	14.5 / 10.0	1 3/4
	A80-2	6 x 4 - 14	190	1 1/8	35.1	14.5 / 10.0	1 3/4
	A90-2	8 x 6 - 14	310	1 1/2	59.3	14.5 / 10.0	2 1/4
	A100-3	10 x 8 - 14	350	1 1/2	91.8	14.5 / 10.0	2 1/2

INBOARD BEARING A 8

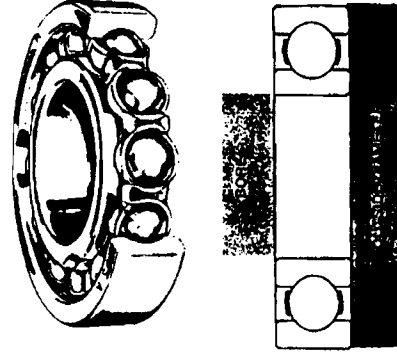
Radial Bearings

Medium 300W Series

The Fafnir 300 series ball bearings have a heavier cross-section than the 200 series and are therefore capable of carrying considerably heavier radial, thrust and combined loads for a given bore size. As this series is also capable of withstanding heavy shock loads, rarely is a ball bearing of heavier cross-section required.

The 300W series bearings are dimensionally interchangeable with the 300K series; however, members of the 300W series are capable of carrying heavier radial loads, owing to their larger ball complements.

LOAD RATINGS — PAGE 45
MOUNTING DATA — PAGES 90-98



DIMENSIONS — TOLERANCES

Bearing Number	Bore		Outer Diameter		Width +.000", -.005" + .00mm, -.13 mm	Fillet Radius ⁽¹⁾	Balls		Wt. lbs. kg.
	in. mm	in. mm	in. mm	in. mm			No.	Size	
303W	6.693 17	.0003 0.08	1.8504 47	.0005 0.13	.551 14	.039 1.0	9	3/4	.26 118
304W	7.874 20	.0004 0.10	2.0472 52	.0005 0.13	.591 15	.039 1.0	9	1/2	.34 154
305W	9.843 25	.0004 0.10	2.4409 62	.0005 0.13	.669 17	.039 1.0	10	1/2	.57 259
306W	1.1811 30	.0004 0.10	2.8346 72	.0005 0.13	.748 19	.039 1.0	10	1/2	.85 386
307W	1.3780 35	.0005 0.13	3.1496 80	.0005 0.13	.827 21	.059 1.5	11	3/4	1.13 513
308W	1.5748 40	.0005 0.13	3.5433 90	.0006 0.15	.906 23	.059 1.5	12	3/4	1.86 844
309W	1.7717 45	.0005 0.13	3.9370 100	.0006 0.15	.984 25	.059 1.5	12	1/2	2.06 934
310W	1.9685 50	.0005 0.13	4.3307 110	.0006 0.15	1.063 27	.079 2.0	12	3/4	2.66 1207
311W	2.1654 55	.0006 0.15	4.7244 120	.0006 0.15	1.142 29	.079 2.0	12	1/2	3.40 1542
312W	2.3622 60	.0006 0.15	5.1181 130	.0008 0.20	1.220 31	.079 2.0	12	3/4	4.24 1923
313W	2.5591 65	.0006 0.15	5.5118 140	.0008 0.20	1.299 33	.079 2.0	13	1/2	5.32 2413
314W	2.7559 70	.0006 0.15	5.9055 150	.0008 0.20	1.378 35	.079 2.0	12	1	6.36 2.885
315W	2.9528 75	.0006 0.15	6.2992 160	.0010 0.25	1.457 37	.079 2.0	12	1/2	7.71 3.497
316W	3.1496 80	.0006 0.15	6.6929 170	.0010 0.25	1.535 39	.079 2.0	12	1/2	9.15 4150
317W	3.3465 85	.0008 0.20	7.0866 180	.0010 0.25	1.614 41	.098 2.5	12	1/2	10.74 4872
318W	3.5433 90	.0008 0.20	7.4803 190	.0012 0.30	1.693 43	.098 2.5	12	1/2	12.39 5620
319W	3.7402 95	.0008 0.20	7.8740 200	.0012 0.30	1.772 45	.098 2.5	12	1/2	14.36 6514
320W	3.9370 100	.0008 0.20	8.4646 215	.0012 0.30	1.850 47	.098 2.5	12	1/2	17.62 7992
321W	4.1339 105	.0008 0.20	8.8583 225	.0012 0.30	1.929 49	.098 2.5	12	1/2	20.10 9117
322W	4.3307 110	.0008 0.20	9.4488 240	.0012 0.30	1.968 50	.098 2.5	12	1/2	23.84 10814
324W	4.7244 120	.0008 0.20	10.2362 260	.0014 0.36	2.165 55	.098 2.5	11	1/2	33.10 15014
330W	5.9055 150	.0010 0.25	12.5984 320	.0016 0.41	2.559 65	.118 3.0	11	2/3	59.10 26.808

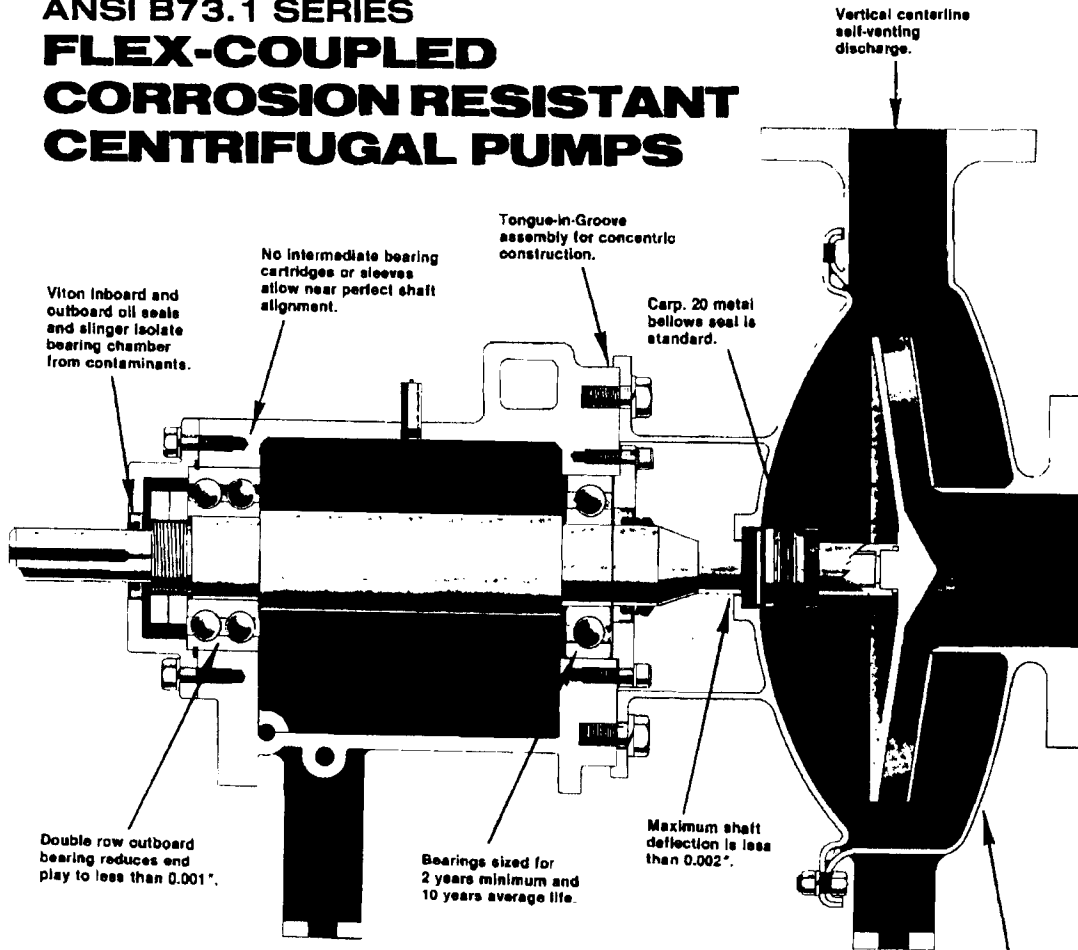
⁽¹⁾ Maximum shaft or housing fillet radius which bearing corners will clear

FAFNIR

R. S. CORCORAN CO.

manufacturers of

ANSI B73.1 SERIES FLEX-COUPLED CORROSION RESISTANT CENTRIFUGAL PUMPS



Deep drawn and fabricated casings from non-porous, high density plate material in 316 s/s, Carpenter 20 CB-3, Hastelloy C-276, Hastelloy B-2, Monel, Nickel, Zirconium and commercially pure Titanium.

RANGE OF SIZES

SERIES	MODEL	SIZE
3000	AA-1	1 1/2 x 1 x 6
	AB-1	3 x 1 1/2 x 6
	A10-2	3 x 2 x 6

SERIES	MODEL	SIZE
4000	A50-2	3 x 1 1/2 x 8
	A60-2	3 x 2 x 8
	A70-2	4 x 3 x 8

SERIES	MODEL	SIZE
5000	A05-2	2 x 1 x 10
	A50-2	3 x 1 1/2 x 10
	A60-2	3 x 2 x 10
	A70-2	4 x 3 x 10
	A80-2	6 x 4 x 10

SERIES	MODEL	SIZE
6000	A20-2	3 x 1 1/2 x 13
	A30-2	3 x 2 x 13
	A40-2	4 x 3 x 13
	A80-2	6 x 4 x 13

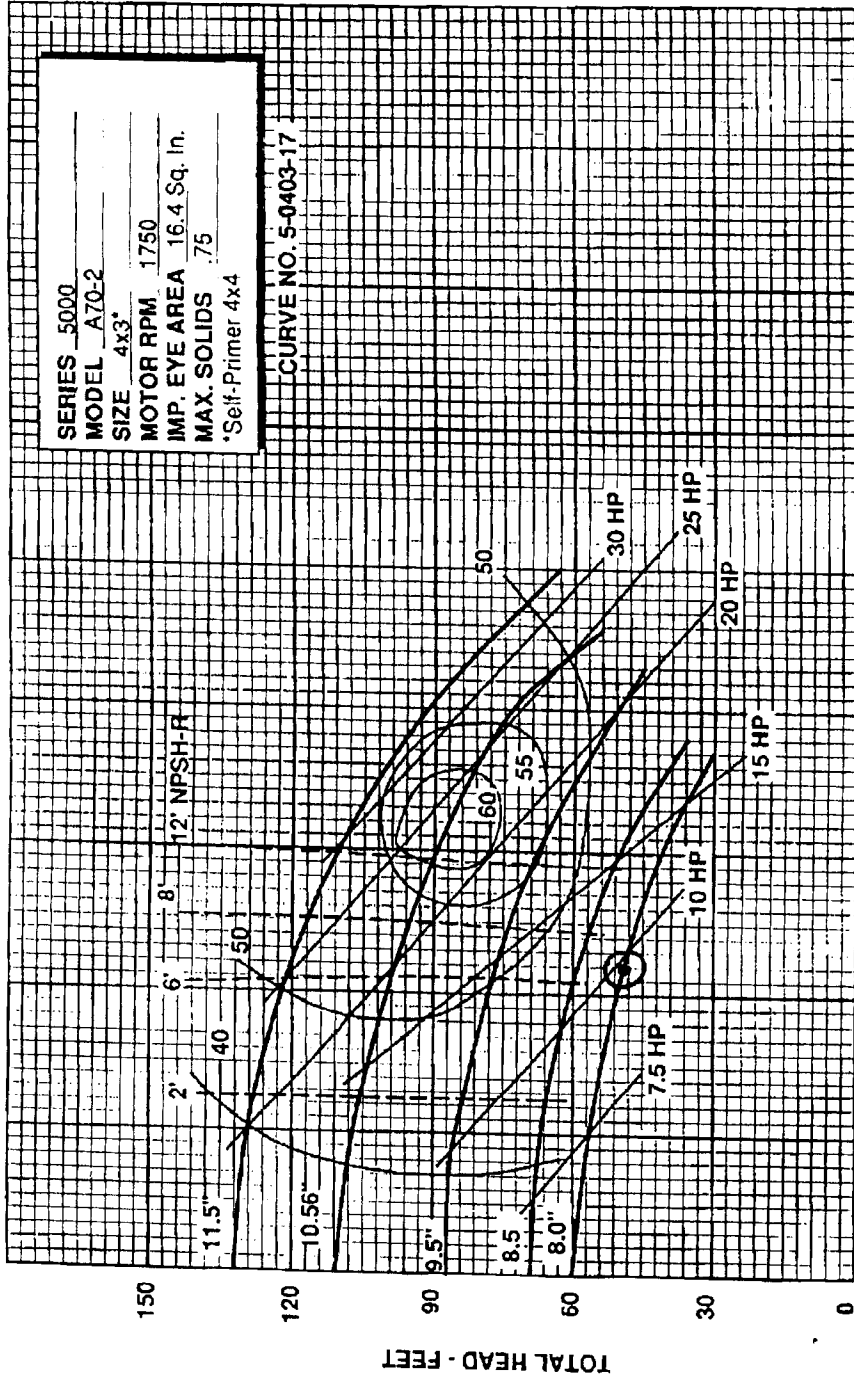


R. S. CORCORAN CO.

P.O. Box 246 - 500 N. Vine Street
New Lenox, IL 60451

Toll Free : 800-637-1067

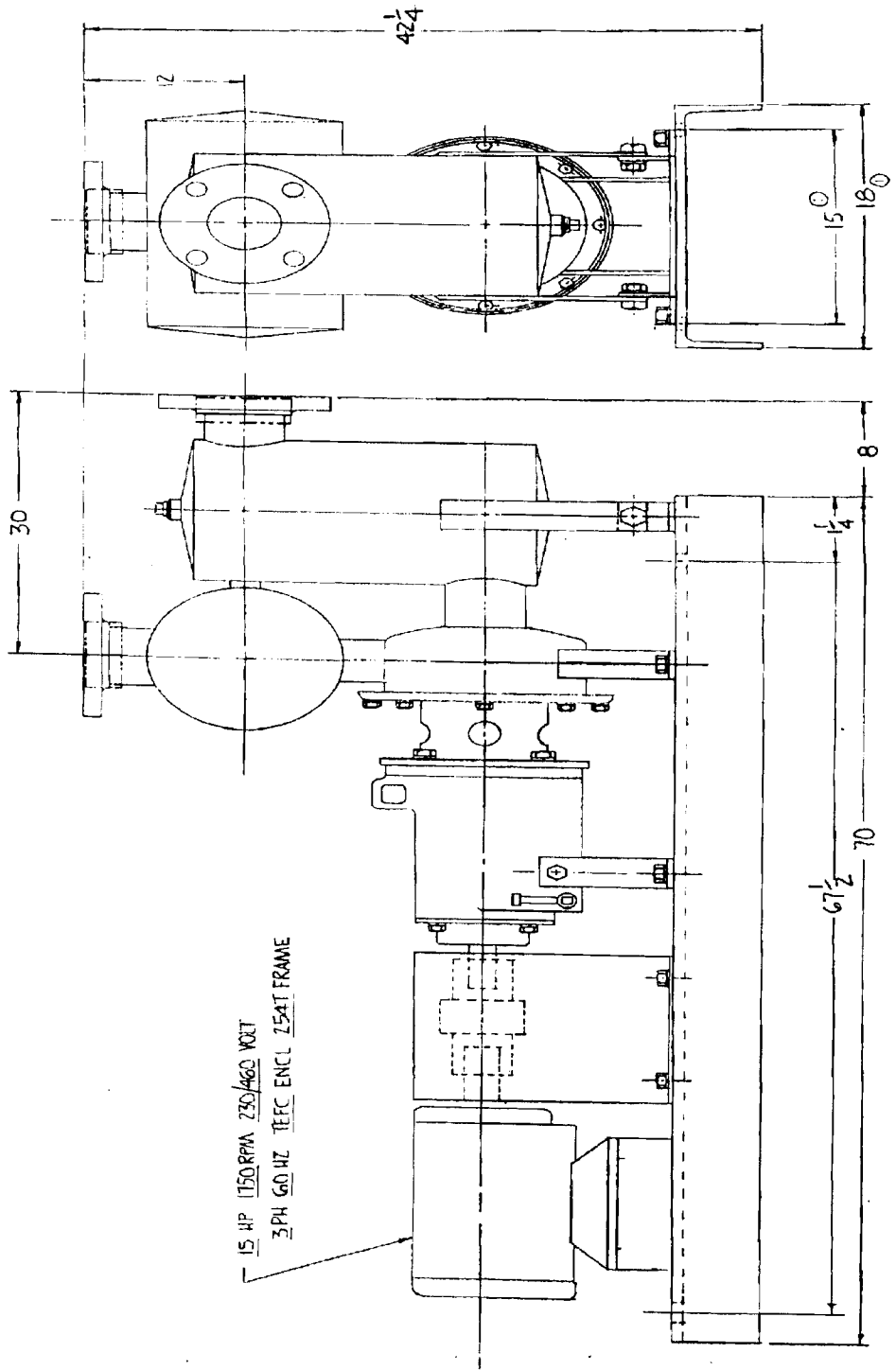
Phone: 815-485-2156
Facsimile: 815-485-5840



WET WELL PUMPS
 P-50, P-51, P-52
 SERIAL NO: 1721, 1722, 1723

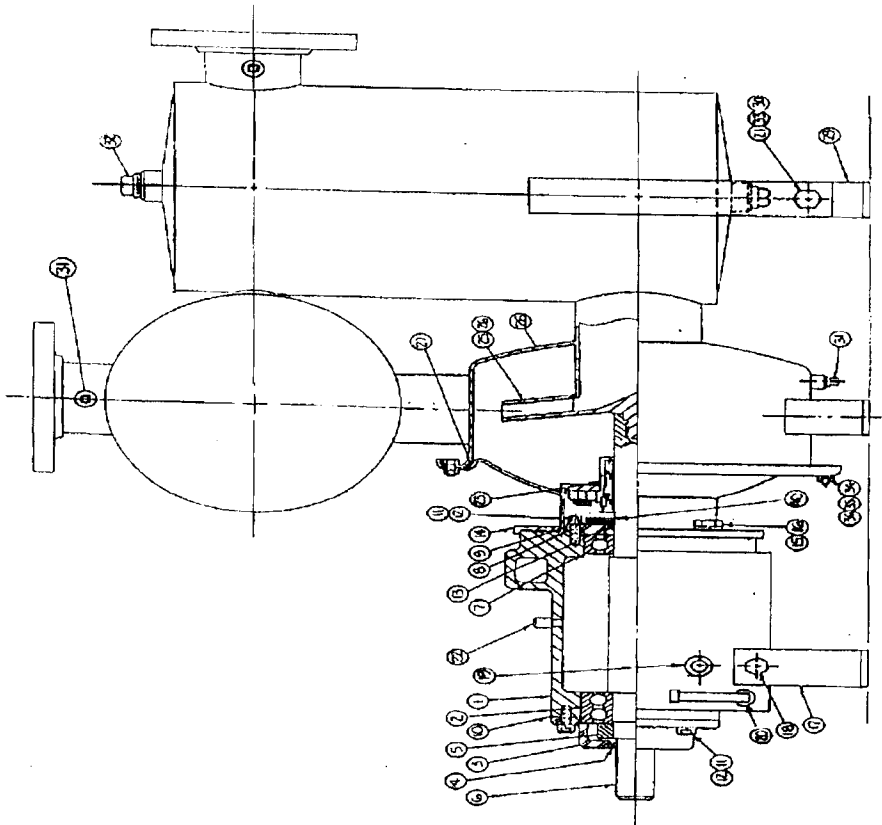
REV. 10/15/71

AZ



PUMP NO: P-50, P-51, P-52
 PORTS 6" x 4" x 4"

W. S. CORCORAN CO.
 1000 ...
 ...



AI

QTY	DESCRIPTION	MATERIAL
1	BEARING HOUSING	GROUP 2
1	BEARING THROST	303SS
3	END CAP REAR	303
2	SEAL	303
5	COUPLER	303
6	SHAFT	303
7	BEARING RADIAL	309-24
8	END CAP FRONT	1824
9	END CAP FRONT	1819
10	GASKET REAR	1873
11	MEX HD CAP SCREW	3/8-16-1
12	LOCKWASHER	5/16
13	SEAL	1721
14	ADAPTOR ASSEMBLY	8386
15	MEX HD CAP SCREW	7/16-14
16	LOCKWASHER	7/16
17	BRACKET	PA3
18	CAP SCREW	3/8-16-1
19	PLUG	1/4 NPT
20	SHOULDER	3/4-10-1
21	BEARING	3/4-10-1
22	MOUNTING SCREW	3/4-10-1
23	MOUNTING SCREW	3/4-10-1
24	SEAL	303
25	IMPELLER	1828-BD
26	IMPELLER	1828-BD
27	IMPELLER	1828-BD
28	IMPELLER	1828-BD
29	IMPELLER	1828-BD
30	IMPELLER	1828-BD
31	IMPELLER	1828-BD
32	IMPELLER	1828-BD
33	IMPELLER	1828-BD
34	IMPELLER	1828-BD
35	IMPELLER	1828-BD
36	IMPELLER	1828-BD
37	IMPELLER	1828-BD
38	IMPELLER	1828-BD
39	IMPELLER	1828-BD
40	IMPELLER	1828-BD
41	IMPELLER	1828-BD
42	IMPELLER	1828-BD

NOTES

- MOTOR 15 HP 1750 RPM 230/460 VOLTS 3 Ø 60 HZ TEFC ENCL 254T FRAME
- IMPELLER DUTY: 440 GPM @ 48' H₂O
- HOUSING PORTS: 6" x 4" x 4" FL
- MATERIAL OF CONSTRUCTION: 316 S/S

WORK ORDER NO: 17365 SERIAL NO: 1721-1722-1723
 CUSTOMER: MECHANICAL EQUIPMENT CO.
 PUMP NO: P-50, P-51, P-52

NEW LENOIR, ILLINOIS

R. S. CORCORAN CO.

5000 F. SP 64A x 4 FL